Fresh Fruit Salad with Yogurt Honey Dressing



Fresh fruit salad with yogurt honey dressing is a simple to make, healthy and refreshing salad. It was in my draft for long time so I want to post this pretty looking salad before

summer ends. If you have 3 or more fruits lying in your fridge, start making this fresh fruit salad with yogurt, drizzled with honey and topped with roasted almonds. You can serve this salad for breakfast or as evening snack.

How to make Fresh Fruit Salad with Yogurt Honey Dressing

5.0 from 1 reviews
Fresh Fruit Salad with Yogurt Honey Dressing



Save Print
Prep time
5 mins
Cook time
5 mins
Total time
10 mins

Fresh Fruit Salad with Yogurt Honey Dressing is a simple to make, healthy and refreshing salad. You can serve this salad for breakfast or as evening snack.
Author: gayathri ramanan
Recipe type: Salad
Cuisine: Indian
Serves: 1
Ingredients

- 14 Oz of Cantaloupe, Cut into Cubes
- 1 Red Delicious Apple, Cut into Cubes
- 10 Blackberries, Whole
- 10 Grapes, Chopped into half
- ¼ Cup of Yogurt
- 2 Tsp of Honey or to taste
- 1 Tsp of Brown Sugar
- Salt to taste
- Few Almonds, Chopped

Instructions

1. In a small bowl, mix yogurt, honey, brown sugar and salt.
2. In another bowl, add cantaloupe, apple, blackberries and grapes. Now add the dressing to the fruits and mix well. Chill it for an 15 to 20 mins before serve.
3. Finally add chopped almonds at the top and serve.

Notes
You can use any seasonal fruits of your choice.
Adding salt enhances the sweet taste.
If you don’t have brown sugar, just omit and add extra tsp of honey.



Tags: fruit salad, fresh fruit salad, fruit salad recipe, how to make fruit salad at home, fresh fruit salad with yogurt honey dressing, fruit salad with yogurt, easy salad recipe.